

Erratum

Ablation with a Large Fraction of Solid Removal

George Y. Jumper Jr.
Worcester Polytechnic Institute,
Worcester, Massachusetts
and

James E. Hitchcock
Air Force Institute of Technology,
Wright-Patterson Air Force Base, Ohio

[JTHT 2, pp. 264-270 (1988)]

THE figures on pages 266 and 267 were mislabeled inadvertently during production of the paper. The reprinted figures follow, correctly labeled with their respective captions.

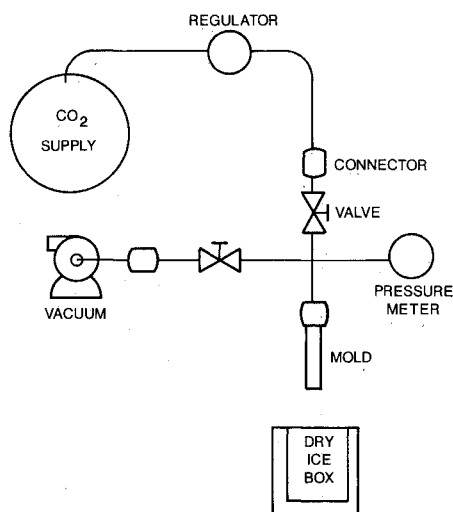


Fig. 3 System for producing ablation models.

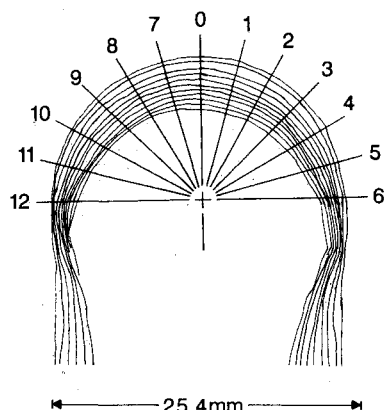


Fig. 4 Typical set of recession profiles for pure carbon dioxide models.

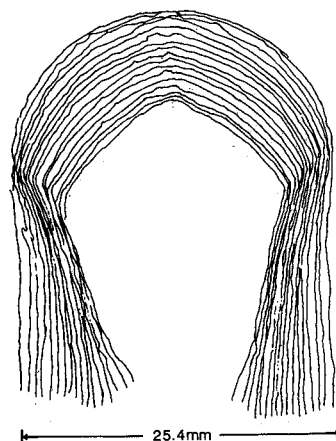


Fig. 5 Typical set of recession profiles for composite models.

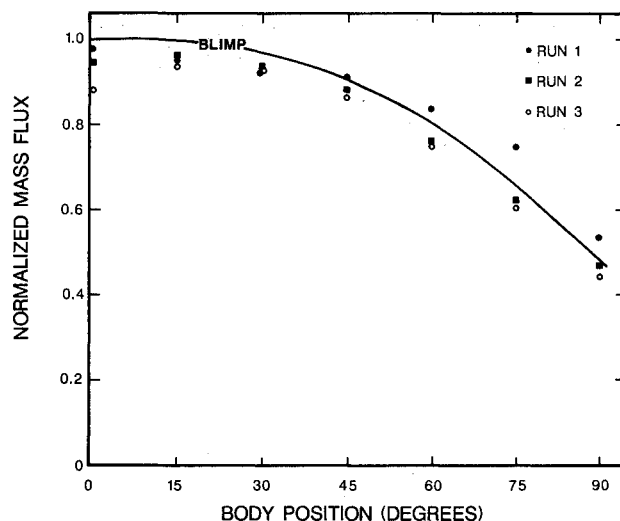


Fig. 6 Experimental carbon dioxide mass loss from pure substance models compared to theoretical predictions (all data normalized by the predicted stagnation-point mass loss).

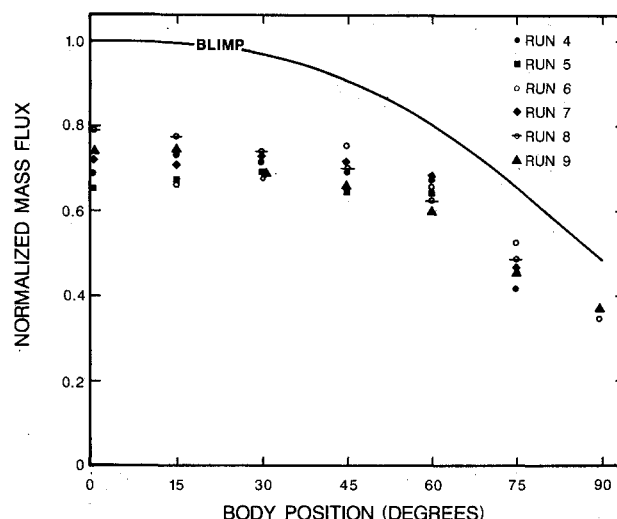


Fig. 7 Experimental carbon dioxide mass loss from composite models compared to theoretical prediction for pure substance (all data normalized by the predicted stagnation-point mass loss).